

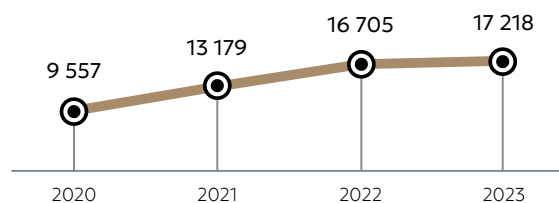


# Key sustainable development indicators 2023

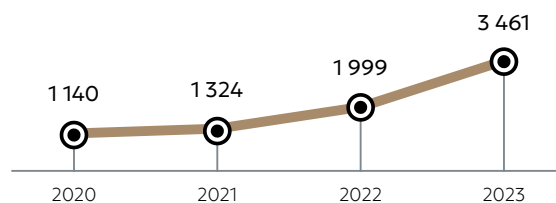


## Contribution to the development of regions and local communities

Direct economic value created, KZT billion



Payments to the State of Kazakhstan, KZT billion



The investment portfolio of the Fund KZT

**~49**  
trillion

Share of goods, works, and services purchased from domestic producers

**92%**

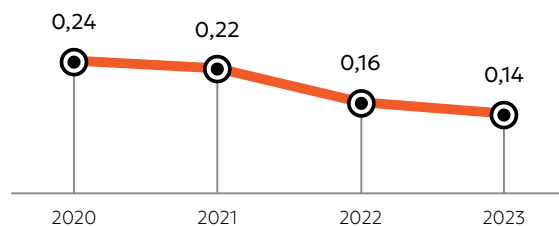
Shares of portfolio companies are owned by

**167**  
thousand of retail investors

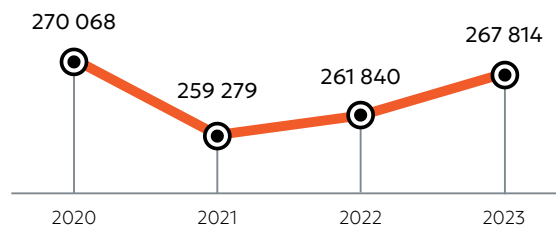


## Labor practices

LTIF<sup>1</sup> Indicator



Number of full-time employees at the end of the year, person



Staff with disabilities

**2,764**  
people

Investments in occupational safety

**109**  
KZT billion

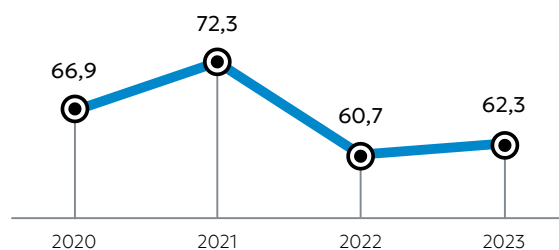
Hired employees

**41,075**  
people

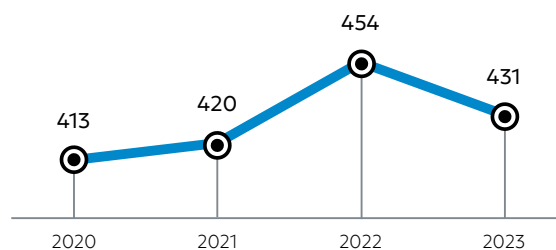


## Environment

Carbon footprint, million tonnes CO<sub>2</sub>-eq



Total energy consumption, million GJ



Total water withdrawal volume

**63,924**  
million m<sup>3</sup>

incl. for production needs<sup>3</sup>

**331**  
million m<sup>3</sup>

Pollutant emissions

**500**  
thousand tonnes

<sup>1</sup> LTIF (Lost Time Injury Frequency) - the number of the company's employees injured in lost time accidents attributed to a severe work injury according to the work injury severity report (including fatalities) multiplied by 1 million man-hours and divided by the total number of man-hours worked during the 12 reporting months.

<sup>2</sup> Excluding water withdrawal from hydroelectric power stations